

2013

## Lucas Studio, Inc.

Catie Delay

Connecticut College, [catie.delay@conncoll.edu](mailto:catie.delay@conncoll.edu)

Follow this and additional works at: <http://digitalcommons.conncoll.edu/archstudintproj>

---

### Recommended Citation

Delay, Catie, "Lucas Studio, Inc." (2013). *Architectural Studies Integrative Projects*. Paper 52.  
<http://digitalcommons.conncoll.edu/archstudintproj/52>

This Article is brought to you for free and open access by the Art History and Architectural Studies at Digital Commons @ Connecticut College. It has been accepted for inclusion in Architectural Studies Integrative Projects by an authorized administrator of Digital Commons @ Connecticut College.

For more information, please contact [bpancier@conncoll.edu](mailto:bpancier@conncoll.edu).

The views expressed in this paper are solely those of the author.

CATIE DELAY

SENIOR INTEGRATIVE PROJECT:  
INTERNSHIP

ARCHITECTURAL STUDIES  
CONNECTICUT COLLEGE  
2013



CONNECTICUT  
COLLEGE

# Pinkprints Blog



## Lucas Studio Inc

**CATIE DELAY**

# Lucas Studio and Harbinger





# Lucas Studio Inc.



- High-End Residential Interior Design Firm located in the design district of West Hollywood
- Founded in 2005 by Joe Lucas and Parrish Chilcoat
- Design for clients around the US: Los Angeles, Florida, Montana, New Jersey, Chicago...
- Joe Lucas is a Conn alum – He was a theater major!



*Joe Lucas and Parrish Chilcoat*

# Lucas Studio Inc.



"...dedicated to providing stylish, comfortable and classic interiors."

# Harbinger Showroom

- Retail Showroom in design district
- Founded in 2008 by Joe and Parrish
- Sells fabric, wallpaper, lighting, furniture, art, frames, accessories
- Cococozy, Bunny Williams, Katie Ridder, Pintura Studio, Sister Parish Designs, Maria Flora...





# Experience at Lucas Studio

☒ Go over other side of design space tables, carpets, paint, etc.  
☒ Call webbrownhome.com & ask for my account login work item (Waiting for call back) ~~xxxxxxxxxxxx~~  
☒ Call Suiter Marin & see if they have design about ps. brainard (Waiting for call back) and email  
☒ Ask Stanga about trade account & prices (Waiting for call back)  
☒ Went saw 3 pieces (Onsite)  
☒ Return Carpet samples to S&S Breen on Pica  
☒ Pick up exterior lanterns from Paul Fornace (Tua) Gabon  
☒ Drop off carpet samples at Decorative Carpets

☒ Call Jessica at Bungalow 5  
☒ Jonathan Adler  
☒ Pick up empty substitute from Pindler  
☒ Drop off glass with JHM & drop off vase at Holmgren  
☒ Pick up pillows from JHM  
☒ Deliver 3 to Crake & Barred  
☒ Return 6 to Malina Barak  
☒ Thursday Morning  
☒ Pick bins at Container Store  
☒ Drop off samples at S&S  
☒ Drop off sample at HG Butcher  
☒ Get Porcelain & Ball Desk  
☒ Drop off samples at Decorative Carpets  
☒ Bring roll of burlap to Doug Wright  
☒ Make copies of plan & drop to ASHLEY

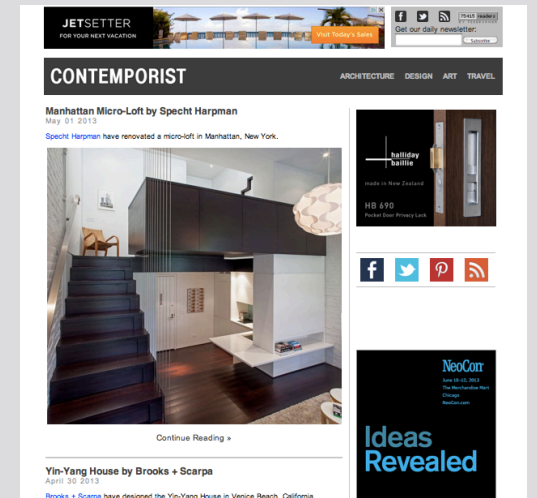
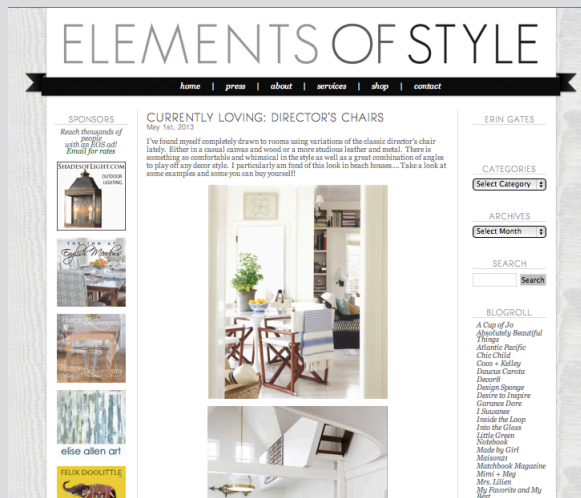
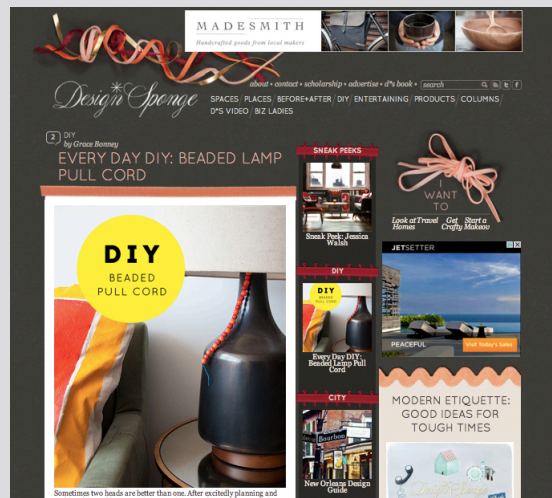
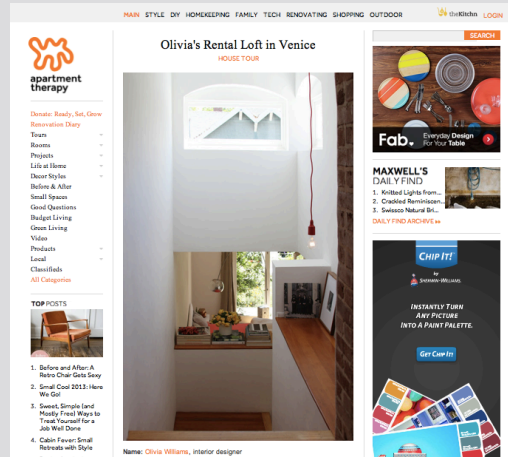
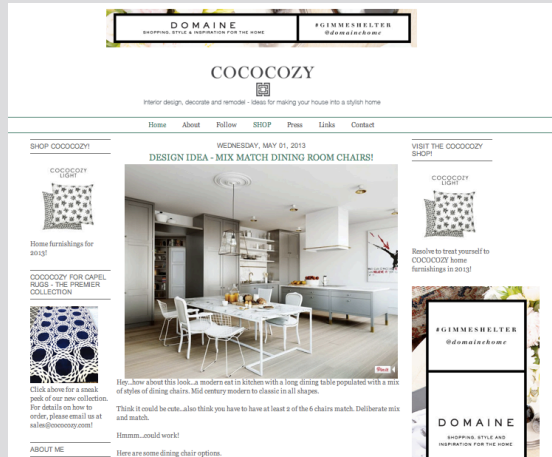
Mr. Claremont Carriage Cloth  
 Nutmeg  
 Gray/Green w/ Contrabases  
 Pindler & Pindler  
☒ Heavy Puch fabric  
☒ Thin version of Puch fabric (room/living)  
 Thomas Levin  
 2 Zinnia + Blue  
☒ Keith McCoy  
☒ Forging Sample  
☒ Sealander  
☒ Checking Showings for wallpaper sample  
 Claremont  
☒ Favielle Hamilton  
 Chartreuse  
 2967 (Scenes Indiennes Mel 7)  
☒ Cing Mors Chartreuse Bronze  
☒ 4555 (Bourville Vert Bronze Special)  
 51" 72" 31K  
 23 L. Lumen

Scheme 3  
 Interior Bed Hangings (A+B) - Thomas Levin  
 Zimmer + Shade  
 Pattern: Hotel Set - Gubeli  
☒ Bed Chair - Knechtel - Easchere  
 Clarencehouse  
 Numb - Yellow  
 34178-7  
☒ Headboard - Keith H. McCoy  
 Paper by Forging Inc.  
 Color: White & Gold  
☒ Exterior Bed Hangings & Chair - Pindler & Pindler  
 Liana Bird  
 Pattern: P1280 Meadow Birch  
 Color: Maize  
☒ Lampshade - Keith H. McCoy  
 Dogwood - Oging Bank  
 D01-51-72.5 L. 51K - I  
☒ Dining Room Chairs & Ottomans (B+C) - Holland & Sherry  
 D0050 Mini Leonardo Border  
 Shade 6 Green  
 Base: D01143P  
 Rug -





# Blog Inspiration



# Pinkprints



## Pinkprints

Search



[Blog](#) [About Me](#) [Design Tips](#) [Architecture](#) [Color Trends](#) [Quote of the Week](#)

Posted on [February 2, 2013](#)

[Next →](#)

Edit

## Welcome to Pinkprints!

Hello and welcome to Pinkprints!

I am so excited to finally be getting this blog up and running as I have been thinking about it for months!

For those who don't know me, I am a senior architectural studies major at Connecticut College. I am originally from the San Francisco Bay Area but decided to bite the bullet and face the East Coast weather for a couple of years. I have had the pleasure of working with fabulous design teams at WLC Architects in Berkeley and Lucas Studios in West Hollywood, founded by a fellow Conn Camel! I am an avid design blog reader and have always been interested in starting my own but never had the courage to do so... Until a perfect opportunity (in the form of an independent study) arose this year that finally gave me that extra push.

As a college student and aspiring Interior Designer, I have felt that there are few blogs that cater to young people who are interested in

teams at WLC Architects in Berkeley and Lucas Studios in West Hollywood, founded by a fellow Conn Camel! I am an avid design blog reader and have always been interested in starting my own but never had the courage to do so... Until a perfect opportunity (in the form of an independent study) arose this year that finally gave me that extra push.

As a college student and aspiring Interior Designer, I have felt that there are few blogs that cater to young people who are interested in architecture or interior design and are looking for design inspiration, professional tips, or simply a outlet for chatting with other students about design in general. I hope that Pinkprints can serve such a purpose and inspire young designers to continue fulfilling their design aspirations.

I welcome any suggestions or ideas as I believe design is a collaborative process and I won't hesitate to say that have already received lots of help from friends and family in regards to the set up of Pinkprints!

Happy Designing!

~CD

This entry was posted in [Blog](#), [Home](#) by [admin](#). Bookmark the [permalink](#).

### Leave a Reply

Enter your comment here...

FOLLOW US!



Proudly powered by [WordPress](#)

# Pinkprints



## Pinkprints

Search



[Blog](#) [About Me](#) [Design Tips](#) [Architecture](#) [Color Trends](#) [Quote of the Week](#)

### DESIGN TIPS FROM A CONN ALUM AND SUCCESSFUL INTERIOR DESIGNER, JOE LUCAS

Posted on [May 1, 2013](#)

Last summer I interned with a fabulous high-end interior design company in West Hollywood called Lucas Studio Inc. Founders Joe Lucas and Parrish Chilcoat started Lucas Studio in 2005, and later opened an adjacent design showroom, Harbinger, in 2008, located on La Cienega Blvd in the heart of the design district. The Lucas Studio team is incredibly talented and "is dedicated to providing stylish, comfortable and classic interiors."



#### FAVORITE BLOGS

[www.cococozy.com](http://www.cococozy.com)  
[www.designsponge.com](http://www.designsponge.com)  
[www.apartmenttherapy.com](http://www.apartmenttherapy.com)  
[www.decor8blog.com](http://www.decor8blog.com)  
[www.bellemaison23.com](http://www.bellemaison23.com)  
[www.schematiclife.blogspot.com](http://www.schematiclife.blogspot.com)  
[www.cocokelley.com](http://www.cocokelley.com)  
[www.elementsofstyleblog.com](http://www.elementsofstyleblog.com)  
[www.houseofurquoise.com](http://www.houseofurquoise.com)  
[www.contemporist.com](http://www.contemporist.com)  
[www.stylebeat.blogspot.com](http://www.stylebeat.blogspot.com)  
[www.sfgirlbybay.com](http://www.sfgirlbybay.com)  
[www.contemporist.com](http://www.contemporist.com)  
[www.elementsofstyleblog.com](http://www.elementsofstyleblog.com)  
[www.designseeds.com](http://www.designseeds.com)

Amongst the team is a fellow Connecticut College Camell! Joe Lucas grew up on the East Coast and graduated from Connecticut College as a Theater major. After college, Joe decided to move to the West Coast to pursue acting, but later changed his career path to design. After working for Michael Smith for years, he and Parrish decided to open Lucas Studio. He was kind enough to answer a couple of questions regarding his time at Conn and how his experience shaped his design career...

Search

**What was your dorm room like when you were at Conn? Did students take time to decorate their spaces to make them unique?**

Well they were a little different each time. Freshman year I was in a weird dead end of the Freeman Basement in a double. We had a cool open space outside our room at the dead end so I actually snagged some extra furniture from around the building and made it a quasi living room but it was dark so we didn't use it that much. The room was very basic and I didn't put that much energy into it. Sophomore year I was in the basement of KB. Yes, I was becoming the king of the basements. That room is where I started to space plan better. It was a thin middle room so I had to take advantage of whatever space I could. I took an extra dresser someone wasn't using and used two of them to prop my twin bed up like a bunk bed. Then I was able to get more drawers and I could fit my fridge and bookshelves under the middle section. That saved a ton of space allowing me to go down to the goodwill store and buy the ugliest but most comfortable sofa they had. And then instead of studying I spent hours trying to do a layman's reupholstery job to the cushions so I didn't feel like I was sitting on a sofa where someone's grandmother died. I brought some of my favorite paintings I had been given by my parents from my room at home and hung them around the room. It wasn't just tapestries and Van Gogh posters from the book store. Ha.

When I came back from London in the spring of my junior year I got a great first floor room in Windham that had a bit more space and was set up mostly the same way with some additions here and there. And senior year landed me back in Windham where I was House Governor and I had a great corner room on the third floor with lots of light that looked out on the sunsets over the arboretum. I got really lucky with all four dorms. I never had to do The Plex and I always had great groups of people as neighbors.

I would say I was the only one in my group of friends to put more effort into the rooms. But people definitely did what they could to make them unique. One friend had like a Mac's Laid with fabric on all the walls and an awesome velvet rug.

# Pinkprints – “Design Tips”



## Pinkprints

Search



[Blog](#) [About Me](#) [Design Tips](#) [Architecture](#) [Color Trends](#) [Quote of the Week](#)

Posted on [February 10, 2013](#)

[← Previous](#) [Next →](#)

Edit

### Design Tip – Temporary Wallpaper

As a student living in a small dorm room, I have always looked for inspiration and ideas to help individualize my space and make it as “homey” as possible, without making it look like a concrete cellar. Many of us are also constrained by landlords and school administrators (“No paint! No nails!”). A quick and easy solution to creating a unique yet flexible space? Temporary Wallpaper!

The **Wallpaper Collective** has a design for everyone, including those who are environmentally friendly (all of us, of course!)


[www.wallpapercollective.com](http://www.wallpapercollective.com)

[www.wallpapercollective.com](http://www.wallpapercollective.com)



**Tempaper Designs** is a great site that offers fun “peel-and-stick” designs for reasonable prices. You can also custom design your own unique wallpaper!

[www.tempaperdesigns.com/home.nxg](http://www.tempaperdesigns.com/home.nxg)



**MuralsYourWay** offers a wide variety of temporary designs, including landscapes and architectural murals.

[www.muralsyourway.com](http://www.muralsyourway.com)



For simple wall decals, check out **Dormify** and **Trading Phases**!

[www.dormify.com/dorm-and-apartment/wall](http://www.dormify.com/dorm-and-apartment/wall)





# Pinkprints – “Architecture”



## Pinkprints

Search



[Blog](#) [About Me](#) [Design Tips](#) [Architecture](#) [Color Trends](#) [Quote of the Week](#)

Posted on [February 28, 2013](#)

[← Previous](#) [Next →](#)

Edit

## The Chateaux of the Loire Valley

I was fortunate enough to have spent the fall of my junior year in Paris, a city I have always adored but never thoroughly explored – until last year. I can babble on for hours about Parisian architecture (which I'm sure I will soon), but I want to share the architectural marvels I discovered in the Loire Valley. Once my roommates and I managed to get ourselves out of Paris in a tiny European car, driving with our eyes closed in hopes we could just magically escape from the crazy French drivers, we found ourselves surrounded by vast green fields, and on occasion, we would stumble upon one of these incredible castles....

### Chateau de Chenonceau

The first castle we visited was Chateau

### Chateau de Chenonceau




The first castle we visited was Chateau de Chenonceau. The castle is actually celebrating their 500th anniversary this year, as it was originally built in 1513. Also known as the “Chateau de Dames” (the Castle of Women), Chénanceau was built by Katherine Briconnet, and was further designed by Diane de Poitiers and Catherine de Medici.

As seen in the photos, this chateau is particularly unique as it sits directly on the Cher River and is almost completely surrounded by water. The castle was designed by French architect Philibert de l'Orme. The royal residence was maintained as “place of peace” through wars and years of European turmoil.



The interiors have been preserved to accurately represent the royal lifestyles of the previous residents. Stone ribbed vault ceilings line the main hall and staircase while rare Medieval tapestries drape the walls of the private living quarters. The main gallery stretches across the river and offers views through 18 windows. The castle also contains a chapel, as do most European royal residences.



The grounds include various gardens and functional spaces, including a labyrinth, vegetable garden, silk raising farm, animal farm, and stables. Le Jardin de Diane (Diane's Garden)



# Pinkprints – “Quote of the Week”



## QUOTE OF THE WEEK

Posted on [April 12, 2013](#)

"Never turn down a job because you think it's too small; you don't know where it can lead."

- Julia Morgan

Posted in [Blog](#), [Home](#), [Quote of the Week](#) | [Leave a reply](#)

Edit

## QUOTE OF THE WEEK

Posted on [April 3, 2013](#)

"The Sun does not realize how wonderful it is until after a room is made"

- Louis Kahn

Posted in [Blog](#), [Home](#), [Quote of the Week](#) | [Leave a reply](#)

Edit

## QUOTE OF THE WEEK

Posted on [March 6, 2013](#)

"Architecture should speak of its time and place, but yearn for timelessness."

-Frank Gehry

Posted in [Blog](#), [Quote of the Week](#) | [Leave a reply](#)

Edit

## QUOTE OF THE WEEK

Posted on [February 22, 2013](#)

"You can design and create, and build the most wonderful place in the world. But it takes people to make the dream a reality."

- Walt Disney

1

[www.apartmenttherapy.com](#) [www.decor8blog.com](#)  
[www.bellemaison23.com](#) [www.schematiclife.blogspot.com](#)  
[www.cocokelley.com](#) [www.elementsofstyleblog.com](#)  
[www.houseofturquoise.com](#) [www.contemporist.com](#)  
[www.stylebeat.blogspot.com](#) [www.sfgirlbybay.com](#)  
[www.contemporist.com](#) [www.elementsofstyleblog.com](#) [www.design-seeds.com](#)